

## Clearing the Trade and Industrial Education Provisional License at A&T

To get started for clearing your provisional license in Trade and Industrial Education, here is what you need to do.

There are two types of license-seeking students. One is Provisional 35. Your license will say Provisional 35 on it. If you are Provisional 35, then you may apply as a Post Baccalaureate Student (PBS). PBSs are non-degree seeking. Any other statement on your license means that you should apply for the Master of Art in Teaching: Technology Education, Degree Code 0318 and not apply as PBS. If you are admitted to the MAT in Tech Ed, then you do not have to complete the degree after clearing your lateral license, but you should consider it. All of the work you take to clear your license will then count toward your master's. As a PBS, only 12 semester hours will be able to count toward the master's. If you have a master's from your discipline like a master of engineering, you had better make sure your school system will honor it for the 10% pay raise prior to deciding not to fully pursue the MAT. The program of study for the MAT is the last page of this document.

1) Go to the graduate school and get admitted to our Technology Education, Teaching concentration Code 0318 by downloading their application forms. If your license says 35 Provisional then you may apply as a PBS student. If you apply as PBS because you are Provisional 35, then be sure to let the Grad School know that you are allowed to be PBS because you will not need Form V to be completed by the School of Education when you are done taking courses. If your license says any other code then apply to our Master of Arts in Teaching in Technology Education degree with GRE scores not required until half way through the program. That link is:

<http://www.ncat.edu/%7Egradsch/>

All MAT students and licensure only students who are not Provisional 35 must also get admitted to Teacher Education before the end of Phase I of the MAT. This includes students who already hold a clear, continuing license in another subject. The application for Teacher Education (not to be confused with the grad school application) is located at:

[http://www.ncat.edu/~schofed/newsite/forms\\_tea.html](http://www.ncat.edu/~schofed/newsite/forms_tea.html)

2) Keep this chart on file as your Program of Study needed to clear your Provisional 35 status **if you apply as a PBS**. The first cluster lists the DPI requirement and the second/red group of text lists A&T courses that we offer that will satisfy the DPI requirements.

Introduction to T & I Education ...enroll in... **TECH 663 History and Philosophy of Tech. (3hrs.)**

Instructional Methods ...enroll in... **TECH 566 Technology Educ. Teach. Methods or TECH 662 Industrial Education Course Construction (3hrs.)**

Vocational Student Organizations ...enroll in... **AGED 600 Vocational Student Organizations (3hrs.)**

Media Technology for Teachers ...enroll in... **GCS 636 Electronic Imaging in Distance Learn. (3hrs.)**

Environmental Safety and Health ...enroll in... **TECH 669 Safety in the Industrial Educ. Envir. (3hrs.)**

Reading and Writing Methods ...enroll in... **CUIN 624 Reading in the Content Area (3hrs.)**

Educational Psychology ...enroll in... **CUIN 619 Learning Theories (3hrs.)**

**Total Hours: 21**

The chart above is featured on our T&I Provisional Web page at:

<http://www.ncat.edu/%7Echildres/gc02004.html>

If your DPI licensure letter reads like the following, “Enroll at a University with an approved program in...” or “Associate with a University with an approved program in...” then you are what is consider lateral entry. You need to have our Dean of the School of Education complete Form V upon completing your program of study. For that reason, you need to follow the directions for the “Lateral Entry” teacher when you are reading this particular Web page. If your DPI licensure letter simply tells you to take the courses listed on the letter, then you are most likely workforce Provisional 35 and do not need Form V. You may follow the provisional directions on this page. However, no matter what your status you must fax us your DPI licensure letter and license for us to help. Complete contact information is listed further down.

3) Check out the University Calendar for enrollment deadlines and for the Early Advisement and Registration period. If your grad school PBS application is accepted in time, then you can enroll during this early period. The calendar is located at:

<http://www.ncat.edu/%7eregistra/acadcal.htm>

4) Go to our Future Courses page and see what is being offered that is also listed on your program of study above. The Future Courses page is posted at:

<http://www.ncat.edu/%7Echildres/gc01015.html>

Dr. Childress suggests no more than six semester hours per fall or spring term and no more than three hours per summer term for students who are working.

To learn what other online courses are being offered outside of our program The Center for Distance Learning is located at:

<http://fac.ncat.edu/dist/default.htm>

or go to the Class Schedule link at:

[https://horus.ncat.edu:9096/pls/PROD/twbkwbis.P\\_GenMenu?name=homepage](https://horus.ncat.edu:9096/pls/PROD/twbkwbis.P_GenMenu?name=homepage)

5) You will establish two Personal Identification Numbers (PINs). When you first get admitted to the University, your first PIN will be your birth date in the following numerical format: MMDDYY. Once you go to Aggie Access to enroll in courses, you’ll have to enter that PIN, and you’ll be immediately asked to change it to something permanent. You’ll also need your student number to log in to Aggie Access. This “Banner” ID number is used on campus in lieu of your social security number.

The second PIN is for returning students. After advising you on what courses to take, Dr. Childress will issue you an Alternative Personal Identification Number (Alt PIN) that you use to access Aggie Access online (your student account web site). To enter Aggie Access and the Web for Students you need the regular PIN and your Banner ID Number. Aggie Access is located at:

<http://www.ncat.edu/~registra/webfor.html>

6) To actually enroll in an online course when it is time, go to Aggie Access and Register. When you click on Register for Classes, you'll be asked for your Alt PIN.

7) Be sure that your bill is validated. Meaning that you have paid your tuition bill and the University acknowledges this payment in full. The phone number for the Cashier is 336 334 7721 and the number for the Registrar is 336 334 7595.

8) Once your bill has been validated, you must apply for an email address at:

[http://www.ncat.edu/%7ecit/registration/acct\\_req.html](http://www.ncat.edu/%7ecit/registration/acct_req.html)

The email application immediately returns an email address and email password.

9) Once you apply for an email address, you must check your email account. This will automatically make your email username and password become your Blackboard username and password. For example in the email address childres@ncat.edu, "childres" is the username.

Check your email account at:

<https://webmail.ncat.edu/>

10) Log on to Blackboard and access your web courses. To log on, your email user name is the Bb user name. Your email password is your Bb password. Be sure to read the syllabi. These courses are not self-paced. Blackboard is located at:

<http://blackboard.ncat.edu>

Dr. Vincent Childress will be your advisor. *His fax number is 336 334 7577. Be sure to fax a copy of your teaching license, and the letter that came with it, so he knows, in fact, that you are a provisionally licensed teacher.* His work number is 336 334 7190 ext. 2230 and his home number is 336 643 7158 call any time. His email address at work is childres@ncat.edu and his email at home is vchildress@triad.rr.com. Let him know whenever he can be of help.

### **Enrolling in the Master's Degree in Technology Education, Teaching**

To enroll in the Master's of Science Degree you must first have a clear Class A teaching license. Of the 18 semester hours that you took to clear your provisional status, up to 12 semester hours may be applied toward your master's degree program of study. If applicable, you may transfer in up to six semester hours of graduate level work to the program of study. Once you have cleared your provisional status, reapply to the School of Graduate Studies for unconditional admission. The forms are located at the graduate school link above. You can learn more about the master's degree program at:

<http://www.ncat.edu/%7Echildres/gc01008.html>

Learn more about provisional licensure and a master's degree in Career and Technical Education Director at:

<http://www.ncat.edu/%7Echildres/gc01009.html>

Learn more about the master's for Industrial Training and Development at:

<http://www.ncat.edu/%7Echildres/gc01014.html>

This degree is great for community college professors and trainers and managers in industry.

Tell your colleagues about the master's in Trade and Industrial Education at:

<http://www.ncat.edu/%7Echildres/gc01013.html>

**Paradigm for Master of Arts in Teaching for Technology Education**

**Concentrations: Technology Education, Teaching  
Trade and Industrial, Teaching\*\***

**Phase I Courses for Technology Education, Teaching\* and Trade and Industrial Education, Teaching\*\***

TECH 717/718 Special Problems I or II	3 sh
CUIN 619 Learning Theories	3 sh
CUIN 624 Teaching Reading in the Secondary School	3 sh
Choose one of the following four courses:	
TECH 619 Construction Systems	3 sh
TECH 620 Manufacturing Systems	3 sh
TECH 621 Communication Systems	3 sh
TECH 622 Transportation Systems	3 sh
TECH 662 Technological Education Course Construction	3 sh
TECH 666 Technological Education Teaching Methods (must be admitted to Teacher Ed to enroll in class)	4 sh
TECH 669 Safety in the Instructional Environment of Technological Education	3 sh
subtotal	22 sh

**Phase I Benchmarks for Technology Education, Teaching and Trade and Industrial Education, Teaching**

\*Pass Praxis II (Technology Education, Teaching Only).

Qualify for a clear Class A license.

Maintain a 3.0 GPA or better.

Pass the Products of Teaching Portfolio Assessment.

You may not proceed with Phase II until you have earned your teaching license.

Submit GRE scores.

**Phase II Courses**

CUIN 721 Advanced Methods and Internship	3 sh
CUIN 729 Diversity Issues in Public Schools	3 sh
TECH 762 Evaluation of Technological Education Programs	3 sh
TECH 764 Administration and Supervision of Technological Education	3 sh
TECH 767 Research and Literature in Technological Education (preparing a research proposal)	3 sh
TECH 768 Technological Seminar (conducting the research proposal)	3 sh
TECH 788 Comprehensive Final Exam	0 sh
subtotal	18 sh

**Phase II Benchmarks**

Pass the Products of Teaching Portfolio Assessment.

Maintain a GPA of 3.0 or better.

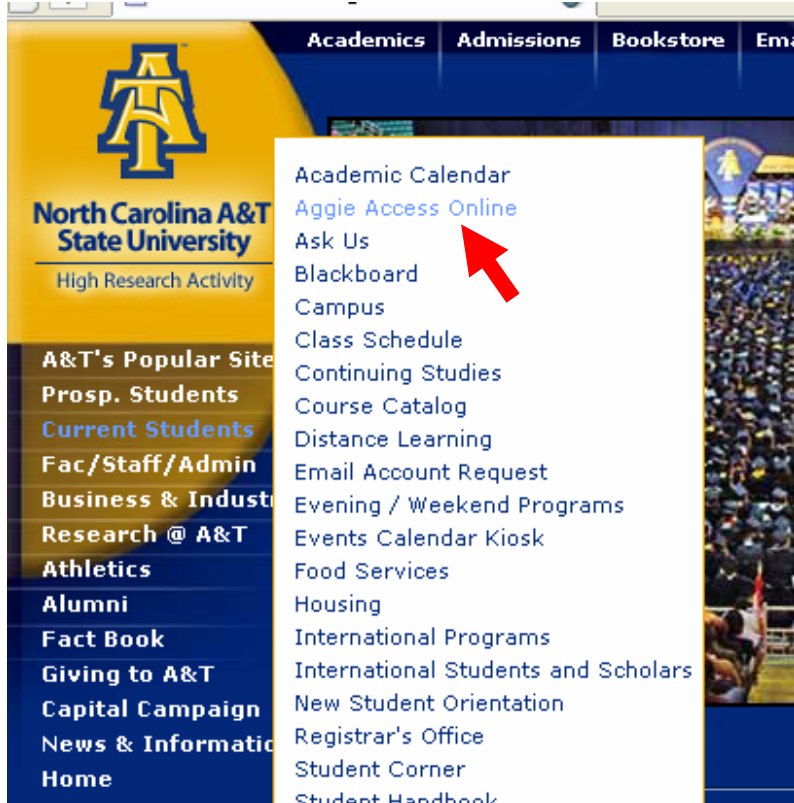
**\*\*Trade and Industrial Education, Teaching majors may have to conduct up to 600 hours of industry-based internship, consult with the advisor.**

**\*\*TOTAL      40 sh**

## How to Enroll in Courses

Go to <http://www.ncat.edu/>

Go to Current Students and click on Aggie Access. Click on Web for Students.



Click on Enter Secure Area and use your Banner ID and regular PIN to log on.

[Enter Secure Area](#)  
[General Financial Aid](#)  
[Campus Directory](#)  
[Class Schedule](#)  
[Course Catalog](#)  
[Alumni and Friends](#)

**RELEASE: 7.4**

**Security Agreement:** The User ID an system, I agree to abide by the Unive illegal or unauthorized activity(s) that or in printed format information that I'

User ID:

PIN:

Login

Forgot PIN?

RELEASE: 7.4



Once in to the system, click on Student & Financial Aid  
Then click on Registration.

Personal Information Alumni and Friends S

Search  Go

## Registration

[Check Your Registration Status](#)

[Select Term](#)

[Add/Drop Classes](#)

[Look-up Classes to Add](#)

[Change Class Options](#)

Choose Select Term to make sure you are searching the correct term.


Then click on Drop/Add Classes.

At this point, you may need to enter an Alternate PIN. See your advisor for this additional password that is good only for enrolling in the upcoming terms. If it is currently spring semester and you wish to enroll in summer and/or fall, then use the Alternate PIN issued that spring. If it is currently the fall semester and you want to register for spring classes then you need the Alternate PIN issued in that fall.

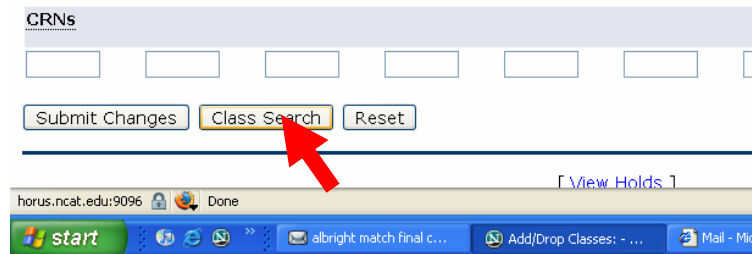
Then choose Class Search.

### Add/Drop Classes:

---

 Use this interface to add or drop classes for the selected term. If you have already registered for a class, you will see a Class Registered Successfully section. Additional classes may be added in the Add Class Number (CRN) in the Add Class table. Classes may be dropped by using the options available in the Action field then the class may not be dropped. When add/drops are complete click the Add/Drop Classes button. If you are unsure of which classes to add, click Class Search to review the class schedule.

### Add Classes Worksheet



CRNs


horus.ncat.edu:9096 Done [ View Holds ]

start albright match final c... Add/Drop Classes: - ... Mail - Micro

Enter the Subject and Course Number for which you are searching.

### Look-Up Classes to Add:

---

 Use the selection options below to search the class schedule for the term. You can narrow your search, but you must select at least one Subject. When you are ready to search, click the Search button.

**Subject:**


**Course Number:**

**Title:**

**Schedule Type:**

Place a check in the small box to the left of the course you want. Then click on Add to Worksheet.

## Look-Up Classes to Add:

 To register for classes, check the box in front of the CRN

### Sections Found

#### Technology

Select	CRN	Subj	Crse	Sec	Cmp	Cred	Title	Da
<input checked="" type="checkbox"/>	40140	TECH	662	05A	DL	3.000	Tech Ed Course Construction	

Register

Add to Worksheet

Class Search

[ [Student Schedule by Day & Tir](#)

Finally, choose Submit Changes.

## Add Classes Worksheet

### CRNs

40140

Submit Changes

Class Search

Reset

